


## MS-6200


### Mechatronics Training System (for PLC-200)



Since PLC (Programmable Logic Controller) was first introduced in 1970, it has been widely applied to various industrial uses such as machine and process Controls.

The Modular Production System stations allow varying simulation of real production processes that exist in industry field. The system is universal, industry-based, modular and flexible for further expansion. Students can learn the entire process of production such as feeding, processing, etc...

Each station simplifies the training of operation and can be expanded sequentially step by step through building complex automated procedure.



with PLC-200

#### ► Features

- Input-simulation switches function as level and pulse Input for different input signal.
  - Easy-to-use windows-based development software
  - With various peripheral devices and devices that support external extensions particularly suits laboratory experiment and project implementation.
  - With various simulations I/O devices for studying and observing the results
  - Use 4mm safety sockets Input/Output terminals to ensure the physical safety of users.
- The stations are universal, industry-based.

#### ► Specifications


##### 1. Distributing Station (MS-6011)

- (1) Workpiece feeding module
  - a. Cylindrical feeder
  - b. Fiber optic sensor
  - c. Infeed cylinder
  - d. Workpiece fixture
- (2) Handling arm module
  - a. Swivel arm
  - b. Rotary cylinder
  - c. Suction cup




##### 2. Testing Station (MS-6012)

- (1) Material sorting module
  - a. Color identification
  - b. Object presence sensing
  - c. Metallic/plastic identification
- (2) Lifter module
  - a. Lift cylinder
  - b. Push cylinder
- (3) Height testing module
  - a. Linear potentiometer
  - b. Potentiometer drive cylinder
- (4) Airtight testing module
  - a. Z-Axis cylinder
  - b. R-Axis cylinder
  - c. Airtight testing cup




##### 3. Processing Station (MS-6013)

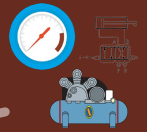
- (1) Index table module
  - a. Rotary index table
  - b. Drive actuator
  - c. Clamp cylinder
- (2) Drill and clamp module
  - a. Drill spindle drive
  - b. Drill feed cylinder
  - c. Drill chuck
- (3) Inspection module
  - a. Drill hole checker
  - b. Checker drive cylinder



##### 4. Handling Station (MS-6014)

- 3-Axis robot module
  - a. Z-Axis cylinder
  - b. Vacuum generator
  - c. Y-Axis cylinder
  - d. R-Axis cylinder





# MS-6200 Series


## 5. MS-6015 Assembly Station

- (1) Transfer module
  - a. Transfer slide track
  - b. Reflective fiber optic sensor
  - c. Push cylinder
- (2) Matching parts feeding module
  - a. Matching parts feeder
  - b. Feed cylinder
- (3) Press module
  - a. Press bed
  - b. Press drive cylinder



## 6. MS-6016 Storing Station

- (1) 4-Axis robot module
  - a. Parallel gripper
  - b. Y-Axis cylinder
  - c. Z-Axis cylinder
  - d. R-Axis cylinder
  - e. X-Axis step motor drive
- (2) Storage module  
Storage locations: 6 locations  
(3 col x 2 row)



## 2. PLC-23001 i-BOX

- (1) Emergence stop button
- (2) Expansion digital I/O module (8 Digital input, 8 Digital output)
- (3) Expansion analog input module (4 Analog input)

## 3. PLC-23002 i-BOX


- (1) Emergence stop button
- (2) Expansion digital I/O module (8 Digital input, 8 Digital output)

## 4. Air Compressor

- (1) Air tank 88L ±10%
- (2) Max. pressure : 10kg/cm<sup>2</sup>
- (3) Flow rate : 185L /min ±10%

## 5. USB / PPI Multi-Master


## 6. STEP 7- Micro / WIN software CD



## ► Optional but Necessary

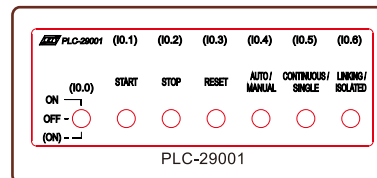
### 1. PLC-200 Trainer

- (1) PLC main unit : SIEMENS S7-200
- (2) Digital input : 14 points
- (3) Digital output : 10 points



## ► Accessories (for each station)

1. 25-pin male-male data cable : 1pce
2. 25-pin female-female data cable : 1pce
3. 40-pin flat cable : 1pce
4. 10-pin flat cable : 1pce
5. Plastic panel (PLC-29001) : 1pce
6. Power cord : 1pce
7. Experiment manual



## Order Information:

